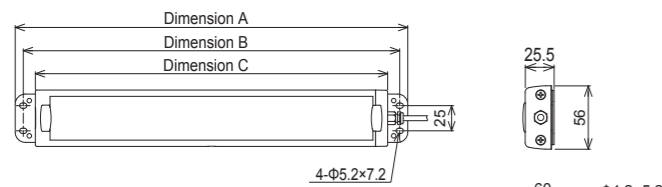


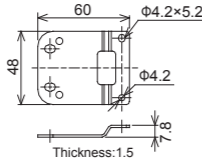
Dimensions

Unit : mm

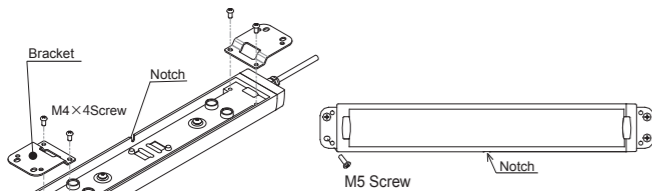


Dimensions

Model	Dimension A Overall	Dimension B Mounting	Dimension C Body Length
CWK2S-24-CD	290	274	250
CWK3S-24-CD	390	374	350
CWK6S-24-CD	690	674	650



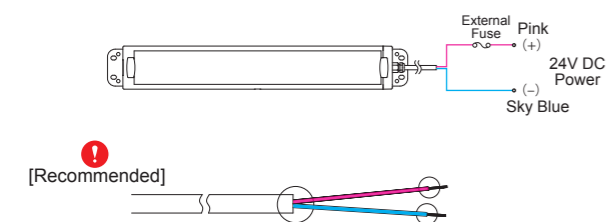
Mounting Method



1) Attach the bracket to the Body.

2) Mount with the notch facing down when mounting horizontally.

Wiring Diagram



Tips of cable are not protected. Take proper measures to properly seal the connection.

How to Order

CWK S-24-CD

Light Unit Length
2:200mm
3:300mm
6:600mm

Color
CD : Daylight

Rated Voltage
24 : 24V DC

Connector Specifications
S:Side-exiting Cable


Specifications

Model	CWK2S-24	CWK3S-24	CWK6S-24
Luminous Color	Daylight		
Color Temperature (typ.)	6500 K		
Illuminance (typ.) (Center, at DC24V)	1.0m 600 lx	850 lx	1500 lx
Lumens (typical)	800 lm	1200 lm	2400 lm
Operating Voltage Range	24V DC $\pm 10\%$		
Rated Current Consumption	360 mA $\pm 10\%$	480 mA $\pm 10\%$	960 mA $\pm 10\%$
Rated Power Consumption	8.6 W	11.5 W	23 W
Operating Ambient Temperature	$-10^{\circ}\text{C} \sim +50^{\circ}\text{C}$		
Operation Ambient Humidity	90% RH or less, no condensation		
Main Unit Material	Body : Aluminum Alloy , Lens : Tempered Glass		
Cable length	3m		
Mounting Location	Indoor		
Protection Rating	IP66G/67G (JIS C0920)		
Insulation Resistance	500V DC 5M Ω or more		
Withstand Voltage	500V AC for 1 minute (between terminals and chassis)		
Vibration Resistance	30Hz 20 m/s ²		
Mass (Tolerance $\pm 10\%$)	600 g	750 g	1230 g

Option Brackets

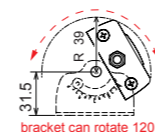
Unit : mm

• Angle Adjustment Bracket : SZ-320KS

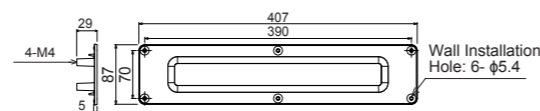


Dimensions

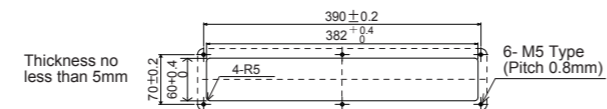
Model	Dimension A Overall	Dimension B Mounting
CWK2S-24-CD	306	280
CWK3S-24-CD	406	380
CWK6S-24-CD	706	680



• Surface Mount Bracket : SZ-330KP



Mounting Dimensions of Surface Mount Bracket



PATLITE, the PATLITE logo are either registered trademarks or trademarks of PATLITE Corporation in JAPAN and/or other countries.

PATLITE Corporation

4-4-25, Hommachi, Chuo-ku, Osaka-shi, 541-0053 Japan
International Sales Division
TEL: +81-6-7711-8953 FAX: +81-6-7711-8961 E-mail: overseas@patlite.co.jp

PATLITE (U.S.A.) Corporation

20130 S. Western Ave. Torrance, CA 90501, U.S.A. TEL: +1-310-328-3222 FAX: +1-310-328-2676

PATLITE (SINGAPORE) PTE LTD

No.2 Leng Kee Road, #05-01 Thye Hong Centre, Singapore 159086 TEL: +65-6226-1111 FAX: +65-6324-1411

PATLITE (CHINA) Corporation

Room 512, Jufeng Business Building, No.697-3 Lingshi Road, Shanghai China 200072 TEL: +86-21-6630-8969 FAX: +86-21-6630-8938

PATLITE Europe GmbH

Am Soeldnermoos 8, D-85399 Hallbergmoos, Germany TEL: +49-811 9981 9770-0 FAX: +49-811 9981 9770-9

PATLITE KOREA CO., LTD.

A-2603, Daesung D-POLIS, 543-1 Gasan-dong, Geumcheon-gu, Seoul, 153-719 TEL: +82-2-523-6636 FAX: +82-2-861-9919

PATLITE TAIWAN CO., LTD.

7F, No. 91, Huayin St, Datong District Taipei, Taiwan R.O.C TEL: +886-2-2555-1611 FAX: +886-2-2555-1621

http://www.patlite.com E-mail: overseas@patlite.co.jp

O-3203A 1507 C/C(NPP)A

PATLITE®

New Frontiers in Safety, Security and Comfort.

Bright Light, Broad Coverage

Ideal for Machine Tools

LED Work light
CWK

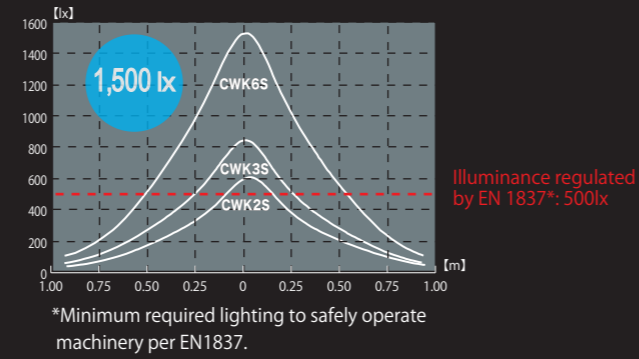

www.patlite.com





1. Lens Design for Optimal Light Distribution

PATLITE's unique lens design assures proper illumination so that the space inside the machine is brighter. Thus, an operator can work in a well lit environment safely and more productively.



The CWK meets the illumination needs of various machine sizes

Small-size Machines

Recommended Models

CWK2S
CWK3S

Light Distribution Diagram

0.5m from center

0.25m 0.25m

0 0

CWK2S CWK3S

Mid-size Machines

CWK3S
CWK6S

Light Distribution Diagram

1.0m from center

0.25m 0.25m

0 0

CWK3S CWK6S

Large Machines

CWK6S

Light Distribution Diagram

1.0m from center 1.5m from center

0.5m 0.5m

0 0

CWK6S CWK6S

Comparison in irradiation range



- Provides better light dispersion than some other models.
- Use any of the three available lengths to achieve the desired illuminance according to the size and space inside the machine.



2. Compact Yet Durable

The CWK's compact design allows more processing space and its high resistance to cutting fluids and flying metal chips makes it ideal for machine tools.

CE RoHS UL CERTIFIED ULTRAVIOLET STABLE 2G Vibration +50°C -10°C IP66G* IP67G*

**G" Rated to Protect Your Investment. Tested with several cutting fluids for 48 hours each without any damage or fluid penetration to the CWK.

Stainless Steel Bracket
3m Oil-resistant Cable
Tempered Glass
Aluminum Body

Tempered glass to protect internal components from flying debris.
Tested for resistance to common cutting oils.



3. Lower Maintenance Costs and Mounting Options

- Long-lasting LED (50,000 hrs., 25°C) no need to change ballast.
- Easier cleaning with a flat structure.
- Various mounting options.

The following brackets can be used to fit various mounting applications.

Included Brackets
CLK-001

Option : Angle Adjustment Brackets
SZ-320KS

Option : Surface Mount Bracket
SZ-330KP